



AFI-1s2

CONTRACTOR SERIES LOUDSPEAKER SYSTEM

DESCRIPTION:

The AFI-1s2 is a powerful, full range, yet compact speaker, designed specifically for A/V presentations in corporate boardrooms, speech reinforcement in houses of worship, or for background music in restaurants and bars. The AFI-1s2 is also well suited for fill or delay in larger venues.

DRIVER COMPLEMENT:

LOW FREQUENCY: One Apogee 8" (203mm) permanent magnet cone-type driver is treated with a waterproofing compound, providing resistance to moisture, and enabling long-term stability of cone resonance and cone mass parameters

HIGH FREQUENCY: One Apogee 1.4" (35.6mm) voice coil, 1.0" (25.4mm) exit horn-loaded compression driver thermally cooled with Ferrofluid

INPUT CONNECTORS:

Barrier strip, screw type #8

COMPATIBLE PROCESSORS:

AFI Main Frame Controller Chassis (using AFI-1 Module) or DLC24

HANDLES:

Two handles – one top, one bottom – designed as an integral part of the enclosure (no moving parts)

GRILLE:

Highly durable, quality finish on perforated steel (aluminum on SX version)

RIGGING HARDWARE:

Yoke: Two rigging points, one on top and one on bottom, to accept a yoke; points are backed with 16-gauge steel and can be type 3/8" – 16 or M10 thread

OmniMount®: Bolt pattern on back panel accepts 30.0 series mount

FINISH:

Textured high-strength black or white epoxy paint; other colors optional

ENCLOSURE TYPE:

20° trapezoidal, optimally-vented bass

CABINET CONSTRUCTION:

Multi-ply hardwood with stainless steel fasteners

OPTIONS/ACCESSORIES:

- AFI Controller Processor or DLC24 Digital Processor
- SX weather treatment for use in limited exposure enclosures
- Assorted rigging components

ENGINEERING DATA:

FORMAT:

Passive/Two-way

DISPERSION:

H: 75° x **V:** 60° (rotatable)

FREQUENCY RESPONSE (1M ON AXIS):

66 Hz to 15.5 kHz ± 3 dB

MAX. SPL (@1M):

114 dB cont./120 dB peak

PTML (PEAK TRANSIENT MECHANICAL LIMIT):

127 dB

SENSITIVITY (1W @ 1M):

93 dB

NOMINAL IMPEDANCE:

8 ohms

MAX. POWER HANDLING:

150W cont./600W peak

DIMENSIONS:

front: 9.7" (247mm) W x 17.5" (446mm) H

rear: 5.8" (147mm) W x 17.5" (446mm) H

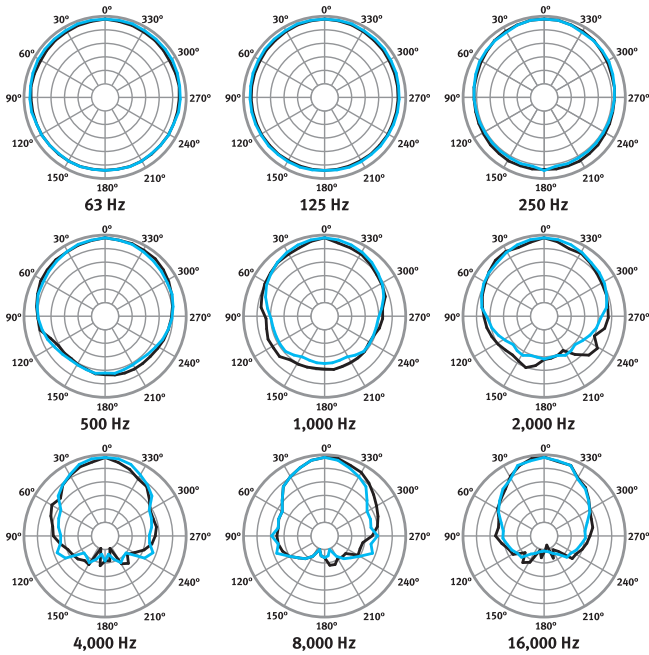
depth: 12.6" (320mm)

WEIGHT:

26 lb. (11.8 kg)

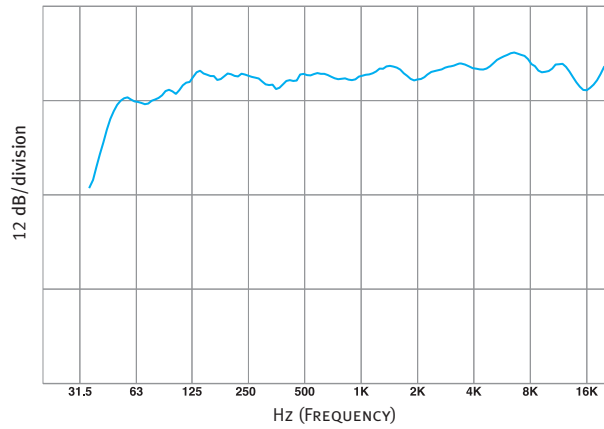
APOGEE
SOUND INTERNATIONAL, LLC

POLAR MEASUREMENTS AFI-1S2 (6 dB/division, normalized)



HORIZONTAL — All polar measurements obtained in a free-field environment at 10° increments.
VERTICAL —

FREQUENCY RESPONSE AFI-1S2



Measured in a free-field anechoic environment using a swept one-third octave input.

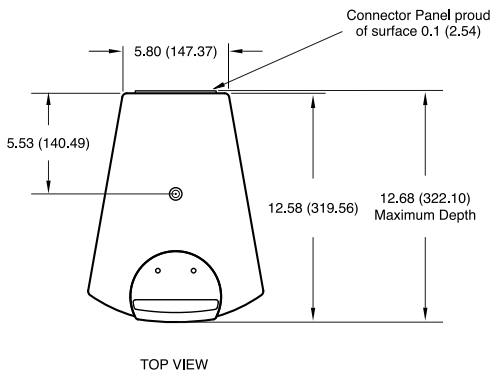
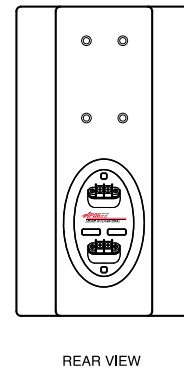
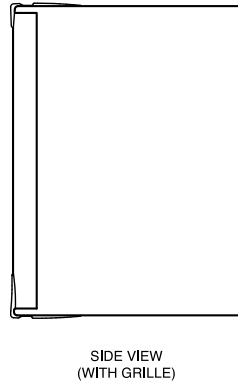
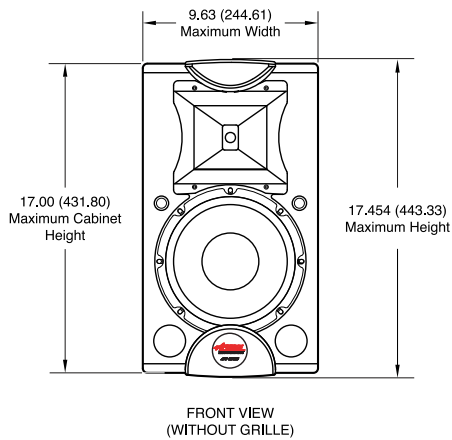
PROCESSOR NOTES:

The AFI Controller consists of an analog Main Frame which accepts four voicing modules. Modules are available for each of the different AFI loudspeaker types, with two module bays required for bi-amplified speakers.

The DLC24 Digital Loudspeaker Controller is a digital engine with an analog surface. It combines the most advanced technology available with intuitive interfaces to provide the key elements that ensure optimal loudspeaker system performance and management in a variety of live sound and fixed installation applications.

The controllers provide factory-set equalization curves to smooth the response, protective limiting, and active crossovers (for bi-amplified models and subwoofers). Barrier strip inputs and outputs are standard on the AFI Controller.

DIMENSIONAL DRAWINGS AFI-1S2 (dimensions in inches and millimeters)



APOGEE
 SOUND INTERNATIONAL, LLC
www.apogee-sound.com